



# City of Brighton **2024 Sustainability Plan**

- Prepared by Traci McLean, Sustainability Coordinator
- Presented on May 28, 2024
- 5 year plan that extends through 2029



**Brighton™**  
SUSTAINABILITY



# TABLE OF CONTENTS

---

EXECUTIVE SUMMARY.....	07
HISTORY AND DEMOGRAPHICS.....	08
THE PROCESS.....	10
STAFF COLLABORATION.....	12
KEY RESEARCH.....	14
COMMUNITY ENGAGEMENT RESULTS.....	16
GOALS OVERVIEW.....	23
WATER CONSERVATION.....	24
ENERGY EFFICIENCY AND BUILT ENVIRONMENT.....	26
AIR QUALITY .....	28
MOBILITY.....	30
WASTE DIVERSION .....	32
COMMUNITY ENGAGEMENT.....	34
LEAD BY EXAMPLE .....	36
QUALITY OF LIFE .....	38
RESILIENCY AND PUBLIC HEALTH .....	40
FUNDING OPPORTUNITIES .....	42
CONCLUSION .....	44
APPENDIX .....	45

## Land Acknowledgement

In the spirit of healing and education, we acknowledge the 48 contemporary tribes with historic ties to the state of Colorado. We recognize and honor these Indigenous peoples as the original inhabitants of this land.



**Brighton**<sup>SM</sup>  
SUSTAINABILITY



# ACKNOWLEDGEMENTS

---

Sustainability is a collaborative effort that requires coordination across all City departments and external partners. This page highlights the individuals that dedicated time and effort to shaping the goals and tasks in this plan.

## CITY COUNCIL AND LEADERSHIP

### Gregory Mills

Mayor

### Peter Padilla

Mayor Pro Tem, Ward 4

### Tom Green

City Council, Ward 1

### Matt Johnston

City Council, Ward 1

### Jim Snyder

City Council, Ward 2

### Ann Taddeo

City Council, Ward 2

### Chris Fiedler

City Council, Ward 3

### Lloyd Worth

City Council, Ward 3

### Jan Pawlowski

City Council, Ward 3

### Michael Martinez

City Manager

### Marv Falconburg

Deputy City Manager

### Karen Borkowski-Surine

Assistant City Manager

## STAFF REPRESENTATIVES

### Traci McLean

Sustainability Coordinator

### Kristen Chernosky

Director, Communications and Engagement

### Scott Olsen

Director, Utilities

### Aaron Herrera

Business Development Project Manager

### Noe Martinez

Engineering Manager, Public Works

### Stephanie Hackett

Emergency Management Coordinator

### Christian Morales

Senior Human Resources Technician

### Henry Krichbaum

GIS Specialist

### Andy Ulmer

Chief Building Official

### Patrick Rome

Director, Facilities

### Kyle Sylvester

Assistant Director, Parks and Open Space

## EXTERNAL STAKEHOLDERS

### Alyssa Wilbur

Program Officer, Local Governments for Sustainability (ICLEI)

### Renata Trisilawati

Program Coordinator, Adams County Health Department

### Drive Clean Colorado

Business Partner

### Eco-Cycle

Business Partner

### United Power

Utility Provider

### Grace Sullivan

Senior Associate, Lotus Engineering and Sustainability



PAGE INTENTIONALLY LEFT BLANK



# LEADERSHIP COMMITMENT

---



May 28, 2024

Dear Residents,

I am writing to you today to underscore the importance of sustainability in our city and the commitment we hold towards building a resilient and flourishing community for current and future generations.

Sustainability isn't just a buzzword; it's the cornerstone of our vision for a better, more prosperous future. As your City Manager, I am proud to lead initiatives aimed at ensuring that our city is at the forefront of sustainable practices, recognizing the significance of these efforts in shaping our community's well-being.

We understand that sustainability encompasses various facets, from preserving our environment to enhancing economic vitality and fostering community engagement. It's about striking a harmonious balance between environmental stewardship, social responsibility, and economic progress.

In 2023, our city has embarked on a journey towards progressing sustainability throughout the community by hiring our first Sustainability Coordinator to lead the charge and develop a blueprint for sustainability programming going forward. This Sustainability Plan is the first step in developing a comprehensive roadmap that will guide us for years to come.

Moreover, community engagement is at the heart of our sustainability endeavors. We strive to involve residents, businesses, schools, and local organizations in our decision-making processes. Your active participation, ideas, and feedback are instrumental in shaping the direction of our sustainability initiatives.

I encourage you to join us in this collective effort towards a more sustainable future. Small actions taken by each of us—whether it's conserving energy and water, participating in local sustainability events, or advocating for eco-friendly practices—contribute significantly to our city's sustainability goals.

As we move forward, our commitment to sustainability remains unwavering. We aim to continue exploring innovative solutions, fostering partnerships, and adapting to emerging challenges to ensure that our city remains a model of sustainability, resilience, and progress.

Thank you for your continued support and dedication to making our city a better place to live, work, and thrive.

Sincerely,

Michael Martinez  
City Manager  
City of Brighton

# EXECUTIVE SUMMARY

---

Brighton adheres to the classic definition of sustainability coined by the United Nations Brundtland Commission in 1987, which states that sustainability means “the ability to meet the needs of the present without compromising the ability of future generations to meet their own needs.” It involves a balanced approach to economic growth, environmental stewardship, and social well-being, which Brighton has aimed to accomplish by embedding a triple bottom line framework into key master plans. Brighton has a history of embracing sustainability in its projects and events and has continued to increase its focus on advancing sustainability as the needs of the community evolve. This plan aims to take a strategic approach to sustainability, thereby expanding our efforts to address gaps in services, focus our resources on priority areas identified by our residents, and measure our progress toward achieving our goals.

Sustainability plans have become standard practice for municipalities across the country, functioning similarly to other master plans by providing a blueprint for long-term projects, incentives, and educational opportunities. The sustainability plan outlined herein is crafted to serve as such a roadmap, focused on the development and implementation of projects and practices aimed at improving quality of life and institutionalizing sustainability through a systems-based approach. By adopting this plan, we join a long list of regional municipalities that have also committed to increasing community resilience and improving the quality of life in their communities by embedding sustainability practices in their operations and culture.

Brighton has already experienced the impacts of rising energy costs, supply chain disruptions, escalating labor and materials expenses, and environmental threats. This plan offers strategies to address these vulnerabilities moving forward, steering clear of narrowly focused decision-making and missed opportunities. The successful implementation of this plan will yield numerous benefits for our community, including cost savings through efficiency improvements and responsible resource consumption, enhanced public health outcomes, and economic growth and job creation through the expansion of green industries and sustainable business practices.

Lastly, this plan equips us to align with federal and state-level regulatory trends by proactively preparing us to meet compliance in a financially sensible manner. Over the past five years, Colorado has shown a consistent commitment to environmental protection and sustainability through its planning efforts and legislative actions. These actions reflect an ongoing trend focused on improving waste diversion, air quality, energy efficiency, and resource conservation, areas which this plan prepares us to address in a way that is tailored to Brighton.

# HISTORY AND **DEMOGRAPHICS**

Brighton is a dynamic and tightly knit city that cherishes its rich history and agricultural heritage while embracing advancement, innovation, and sustainable development. Situated just 20 miles north of downtown Denver, a mere 20-minute drive from Denver International Airport, and approximately 30 minutes from Boulder, Brighton has emerged as a desirable location for those seeking a blend of small-town charm and access to urban amenities. Serving as the county seat for Adams County, Brighton boasts a diverse population and a well-educated workforce. Over 56 percent of residents are engaged in professional occupations, while the remaining 28 percent are employed in labor-related roles. Local industries span energy, healthcare, retail, hospitality, higher education, agriculture, public administration, and manufacturing.

In addition to its cultural and economic vibrancy, Brighton has undergone significant growth over the past 23 years, with its population nearly doubling from around 21,000 residents in 2000 to 43,518 by 2023. This surge in population has had a notable impact on housing costs, which have risen substantially and now align with those of the broader Denver Metro area, with the median value of owner-occupied homes in Brighton reaching \$476,066.



## **Brighton's Beginnings**


"On July 14, 1859, five men staked out ranches along the Platte River near the site of present-day Brighton. William Hazzard, George Hazzard, Andrew Hagus, Thomas Donelson, and James Blundell originally came to Colorado in search of gold but instead found better fortunes as farmers raising food for mining communities.."

-Written by Deon Wolfenbarger, prepared for the City of Brighton



# HISTORY AND **DEMOGRAPHICS**

The following page provides a 2023 demographic snapshot of the community, as well as themes for energy, natural resources, and projected growth into the foreseeable future.



## **MEDIAN AGE**

33.5



## **TOP RACES/ETHNICITIES**

59.9% CAUCASION  
42.9% HISPANIC ORIGIN



## **HOUSING**

64.8% OWNER OCCUPIED  
29.8% RENTER OCCUPIED  
5.8% VACANT HOUSING UNITS



## **TOP EMPLOYMENT THEMES**

45% SERVICES  
11% CONSTRUCTION  
8.7% TRANSPORTATION



## **TOP HOUSEHOLD SIZES**

29%, TWO PEOPLE  
19.8%, ONE PERSON  
17.5%, THREE PEOPLE



## **MEDIAN HOUSEHOLD INCOME**

\$89,709

## **ENERGY**

- 289 solar permits issued
- Over 280 billion kWh of energy used across sectors
- 8 publicly available electric vehicle charging stations

## **NATURE**

- 48 miles of trails
- 357 acres of parkland
- 743 acres of open space and 500 acres of protected farmland

## **GROWTH**

- 382 residential units per year
- 25.92 acres of commercial development per year
- 58 acres of industrial development per year

# THE PROCESS

---

In 2023, the City of Brighton hired its first Sustainability Coordinator, tasked with the development of the City's first comprehensive Sustainability Plan. This coordinator collaborated across departments and developed an internal sustainability team comprised of leaders from most departments, including utilities, parks and recreation, community development, economic development, information technologies, public works, facilities, and communications and engagement. This team worked together to complete the initial stages of the plan development, which consisted of creating an inventory of current sustainability projects, conducting a gap analysis of community needs and sustainability services, evaluating staff capacity to implement newly identified projects, develop strategies used to solicit public feedback, and delineate priority areas for departmental focus. Additionally, staff conducted research on regional sustainability plans, state legislation, and Brighton's adopted master plans to ensure projects and priorities are aligned with existing efforts.

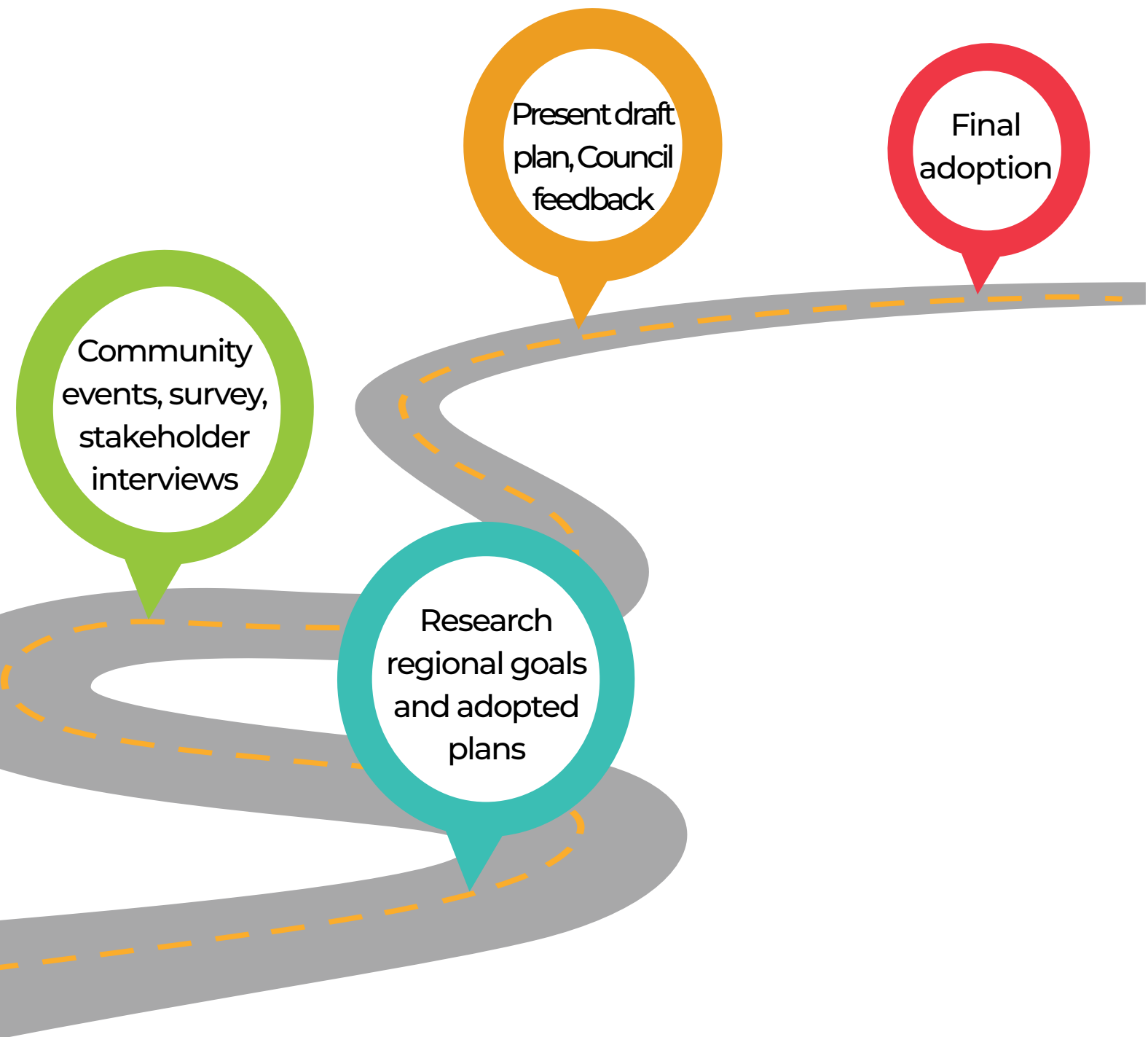
At the beginning of 2024, the community engagement phase of the sustainability plan commenced. On January 17th, the first outreach event, named "Coffee With Your Sustainability Coordinator," was hosted at Eagle View Adult Center. This event invited residents to engage with City staff and provide one-on-one sustainability feedback. On March 1st, the City's first community-wide sustainability survey was deployed, which was distributed to every household via a mailer, and shared on social media.

On March 6th, a sustainability plan open house was hosted at Brighton's City Hall. This event was comprised of a short presentation and several interactive activities aimed at collecting data on the plan's sustainability projects and vision statement. Key stakeholder meetings were conducted from March through May, involving members of City Council, Brighton leadership, Brighton's business community, external partners, Colorado municipalities, and state agencies. All feedback received during the community engagement, stakeholder input, and sustainability planning best practices has been included in the final list of goals and tasks incorporated into this plan.



# THE PROCESS

---

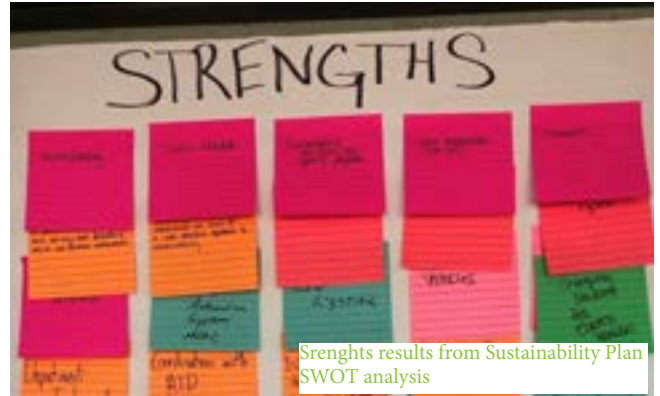


# STAFF COLLABORATION

This section outlines the chronological process used to guide staff collaboration, including a gap analysis, and tools used to identify sustainability goals, projects, and desired outcomes. Lastly, one-on-one meetings with department leadership were conducted to develop final recommendations.. Staff collaboration began in January of 2023 and remains ongoing.



Aerial view of sports field turf conversion



Strengths results from Sustainability Plan SWOT analysis

## UNDERSTANDING THE CURRENT STATE

### SUSTAINABILITY PROJECTS INVENTORY

During the conceptual phase of the sustainability plan, data was gathered from departmental leadership to construct a comprehensive inventory of past and current sustainability projects (Appendix A). This assisted in determining which current projects would be included in the plan and expanded upon. The inventory also identified gaps in sustainability infrastructure, processes, policies, and services. The final results of this inventory included the following deliverables:

- An introduction to the history of departmental sustainability efforts
- The first step towards creating departmental buy-in during the sustainability planning process
- A list of several projects that were included in the final list of recommended tasks

## DEFINING DESIRED OUTCOMES

### SWOT ANALYSIS

A SWOT analysis is an executing tool used to analyze the strengths, weaknesses, opportunities, and threats of a specific process or program so that the input can be considered when developing an implementation strategy. This tool was facilitated with staff prior to goal development to better understand the benefits and challenges associated with the sustainability planning process specific to the City of Brighton. The activity resulted in the following key takeaways:

- Developed a pragmatic planning process
- Proactively identified solutions to weaknesses and threats
- Capitalized on strengths and opportunities to build broad support

# STAFF COLLABORATION



Sustainability Plan goal areas storyboard



Air quality goal impact effort matrix

## IDENTIFYING SUSTAINABILITY PLAN GOALS

### STORYBOARDING

Storyboarding is a gap analysis tool that is often used to solicit anonymous feedback from multiple stakeholders to ensure everyone's input is equally considered. The City's Sustainability Coordinator facilitated a storyboarding activity with the internal Sustainability Team to begin the process of identifying the overarching goal areas that would be included in the plan (Appendix B). This activity assisted in the planning process by achieving the following

- Leveraged expertise across all departments to identify feasible and impactful focus areas
- Utilized a process that supported diversity and inclusion
- Developed a streamlined list of sustainability plan goal areas

## FINALIZING SUSTAINABILITY PLAN PROJECTS

### IMPACT EFFORT MATRIX

An Impact Effort Matrix is a solution tool used to show the amount of resources and time required to implement ideas generated during the activity. Once the goal areas for the sustainability plan were identified, this tool was used to develop a list of potential projects aimed at achieving each of the goal areas (Appendix C). Several meetings were conducted with the City's sustainability team, each focusing on one goal area at a time. Together they conducted an analysis of the results of each matrix, which yielded the following results:

- In-depth planning discussions with multiple stakeholders
- A list of projects chosen based on return on investment, availability of resources, and staff capacity
- Standby projects that can be revisited if conditions change

# KEY RESEARCH

---

Sustainability has been identified as a City Council strategic value that should be integrated into all City functions and services. A list of Brighton’s previously adopted plans that support the goals and tasks outlined in the Sustainability Plan has been highlighted below.

## SUPPORTIVE ADOPTED PLANS AND SURVEY RESULTS

---

### Be Brighton Comprehensive Plan

The Comprehensive Plan uses a triple bottom line framework that’s integrated into the sustainability plan. The tagline “Be Unique, Be Sustainable, Be Inclusive” supports sustainability plan goals and guiding principles.

### Brighton Community Survey Results

The community survey collects data on focus areas identified for improvement in the sustainability plan, such as quality of life, natural environment, transportation.

### Brighton Water Conservation Plan

Water conservation is a measurable goal in the sustainability plan. The water conservation plan provides a comprehensive approach to achieving this goal.

### Brighton Strategic Plan

The Sustainability Plan includes projects that support several strategic vision areas in the Strategic Plan, including community engagement and fiscal resilience.

### Adams County Hazard Mitigation Plan

The Hazard Mitigation Plan identifies vulnerabilities in the community that the sustainability plan addresses, including responses to disruptive weather events and ADA access.

### Brighton Drought Management Plan

An update to the drought management plan is identified as a task under the resiliency goal in the sustainability plan. This update aims to improve response strategies.

### Brighton Bicycle, Pedestrian, and Multimodal Plan

This plan supports the mobility goal in the sustainability plan by providing a guide for making the community more bike and pedestrian friendly.

### Brighton Parks and Recreation Master Plan

The Parks and Recreation Master Plan supports a number of tasks in the sustainability plan, including increased trail connectivity, and natural resource preservation.

# KEY RESEARCH

---

Sustainability plans for surrounding Colorado municipalities were reviewed to compare key priorities and opportunities for collaboration. The following municipalities were chosen based on proximity, population size, cultural indicators, and approach to the sustainability planning process.

## COMPARISON TO REGIONAL SUSTAINABILITY PLANS

---

### 2023 Commerce City Sustainability Action Plan

Commerce City's plan included several similarities in key priority areas such as water conservation, energy efficiency and renewables, waste diversion, and promoting active transportation.

---

### Adams County 2030 Sustainability Plan

This plan provides county-level priorities and opportunities for collaboration. It includes similar key focus areas such as water conservation, energy efficiency, waste diversion, and transportation.

---

### 2020 Thornton Sustainability Action Agenda

Thornton's plan includes overlapping goal areas, such as waste diversion, sustainable transportation, energy efficiency, and water conservation.

---

### 2018 Northglenn Sustainability Plan

Northglenn's plan goal areas overlap with Brighton's plan in several areas including resource conservation, transportation, and community engagement.

---

### 2018 Wheatridge Sustainability Action Plan

This plan is broken down into six key focus areas that all overlap with goals identified in Brighton's plan, including water conservation, energy efficiency and renewable energy, waste diversion, and transportation.

---

### 2021 Lafayette Sustainability Plan

Similar to Brighton, Lafayette's plan includes goals focusing on waste diversion, energy efficiency and renewable energy usage. It also places value on equity and inclusion, and outreach and engagement.

---

### 2020 Westminster Sustainability Plan

Westminster has identified several goal areas that are similar to Brighton's plan, including focus on resilience, inclusion, public education, and increased renewable energy and supporting vehicle electrification.

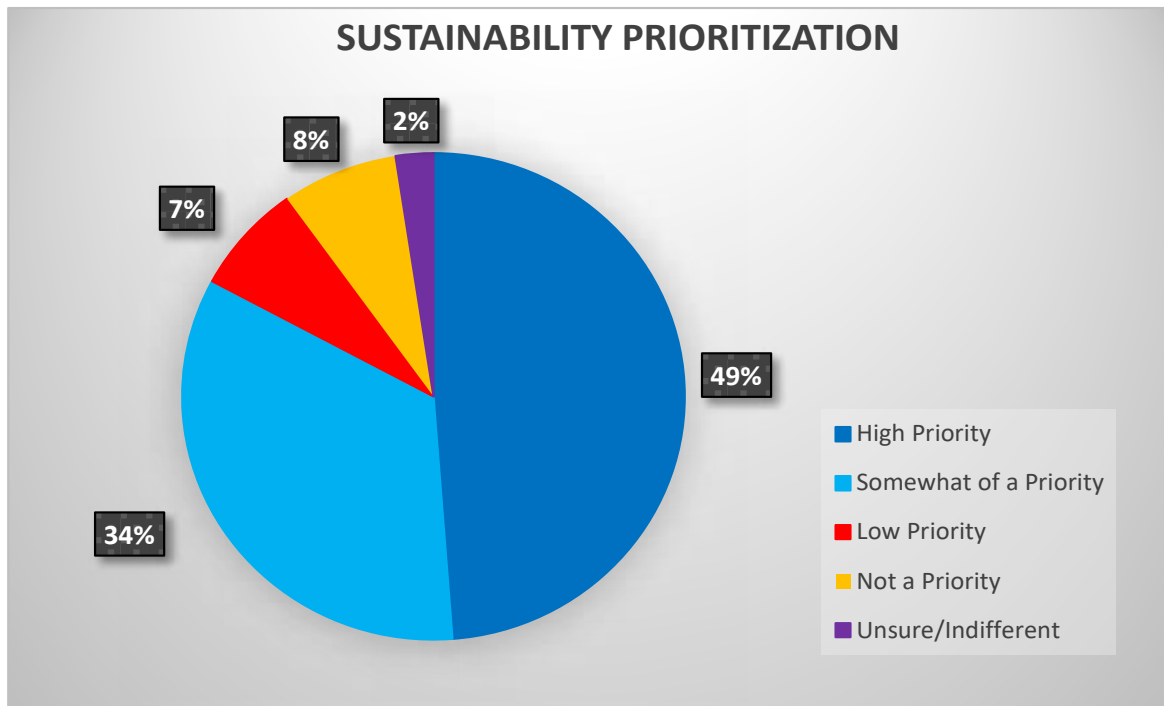
# SURVEY RESULTS



In March 1, 2024, the City of Brighton opened its first community-wide sustainability survey, which distributed using several methods including a mailer that was sent to every house in the community, social media posts, and an advertisement in the Brighton Weekly newsletter (Appendix D). The survey remained open for 30 days, and received **414 total responses**. Respondents were asked to answer seven questions that collected demographic

data, along with questions on the community's top sustainability focus areas, concerns, and to what degree the City should prioritize sustainability in our programming and operations. The following pages will provide an in-depth breakdown of the survey results (Appendix E), along with key takeaways derived from the survey analysis. These results were included in the final recommendations for goals and projects in the sustainability plan.

## To what degree should Brighton prioritize sustainability in the community?



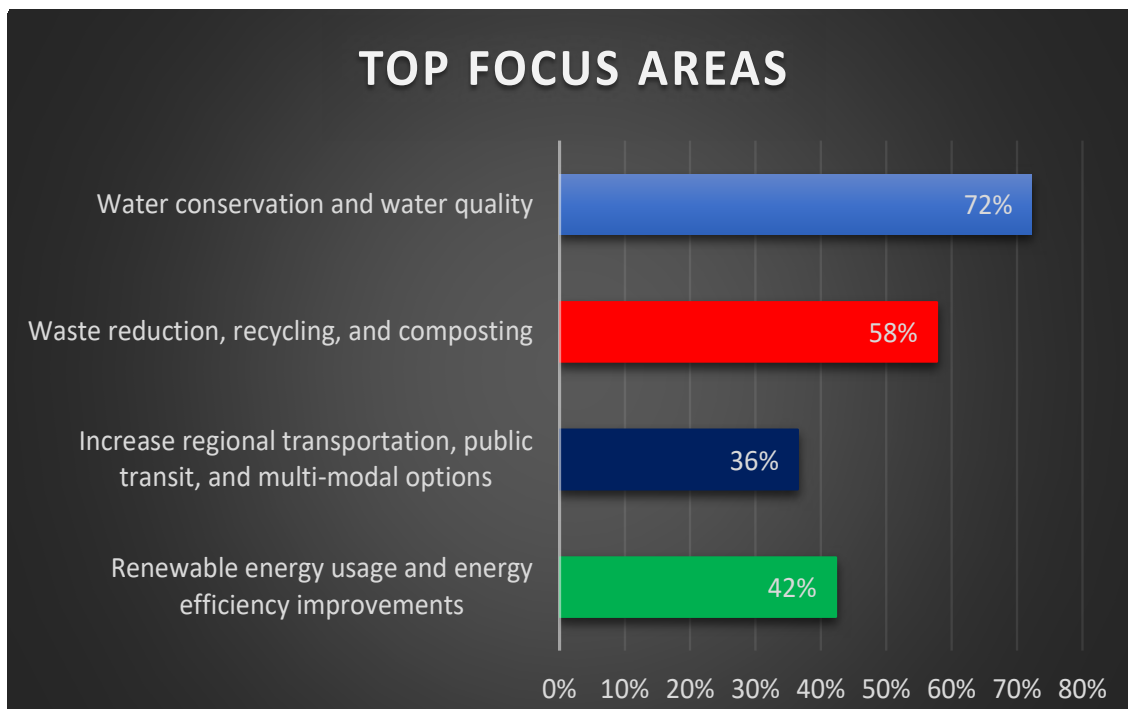
The chart above displays a breakdown of all the responses received regarding the degree to which sustainability should be prioritized within the community. The results reveal an overwhelming level of support for sustainability across all responses, with 49 percent of respondents indicating it as a high priority, while 34 percent consider it somewhat of a priority. 8 percent of respondents indicated that sustainability was not a priority for them, emphasizing a dominant trend in the survey results that indicates the community wishes to advance sustainability efforts.





# SURVEY RESULTS

**What sustainability focus areas would you like to see Brighton prioritize?  
(select all that apply)**



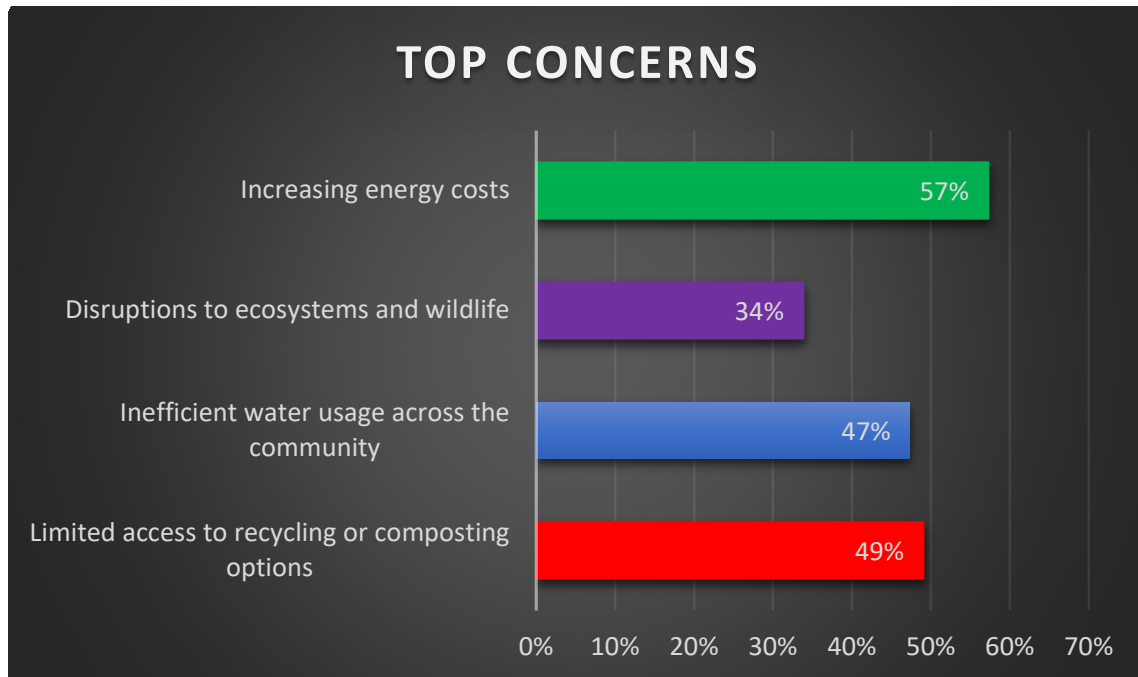
The chart summarizes the top four responses for the question above, which asked respondents to identify the sustainability areas that are the highest priority for them. The choices included:

- Renewable energy usage and energy efficiency improvements,
- Increased regional transportation, public transit, and multi-modal options,
- Waste reduction, recycling, and composting,
- Water conservation and water quality,
- Improving air quality.
- Sustainability events and opportunities for residents to get involved, and
- Emergency preparedness.

The results indicated that the highest priority areas included water conservation and quality (72 percent), waste reduction, recycling, and composting (59 percent), renewable energy and energy efficiency improvements (42 percent), and regional transportation, public transit, and multi-modal options (36 percent). These results also reflect the major themes that have emerged in Colorado’s legislative landscape over the last five years.

# SURVEY RESULTS

Please select your current sustainability concerns in Brighton. (select all that apply)



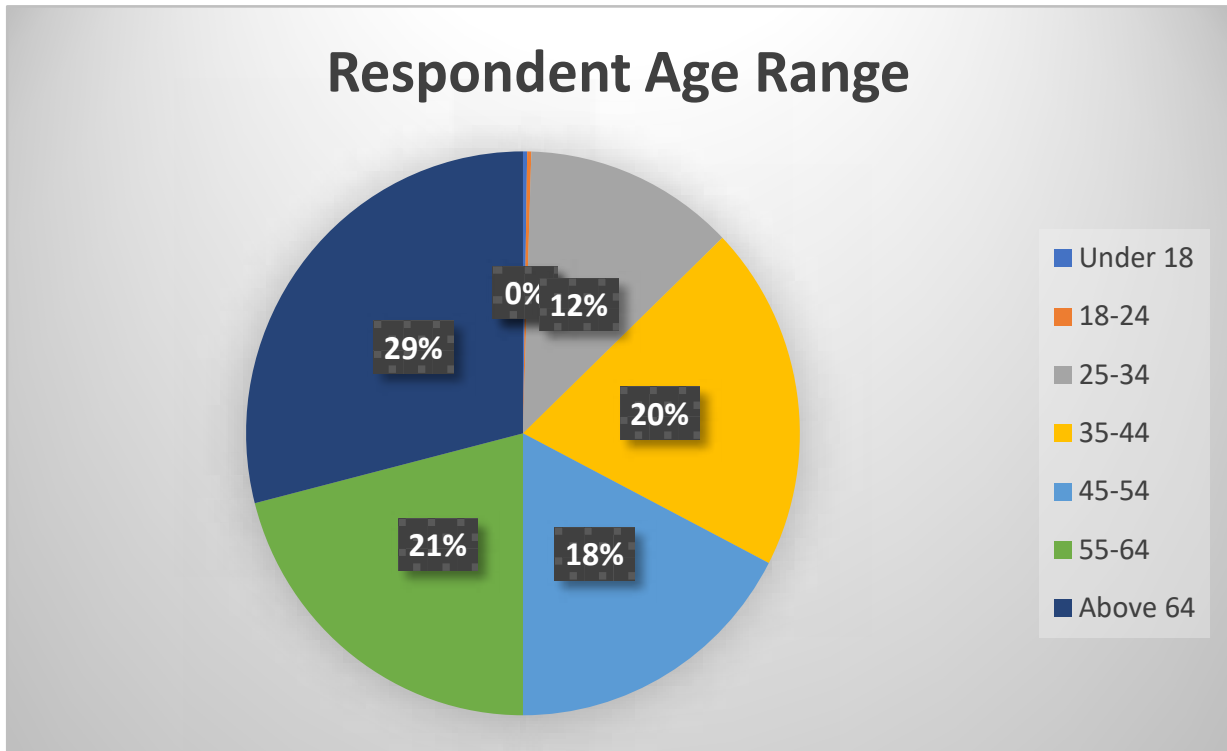
The chart summarizes the top four responses for the question above, which asked respondents to identify the sustainability areas that are the top concerns for them. The choices included:

- Extreme weather events
- Limited access to recycling or composting options
- Poor air quality
- Increasing energy costs
- Inefficient water usage across the community
- Disruptions to ecosystems and wildlife
- Not enough options for resident engagement
- Funding and resources for sustainability
- Limited public and multi-modal (scooters, bikes, etc.) transportation options
- Other

The results indicated that the highest priority areas included increasing energy costs (57 percent), limited access to recycling and composting options (49 percent), inefficient water usage across the community (47 percent), and disruptions to ecosystems and wildlife (34 percent). These results were used to identify projects and goal areas that address these top concerns.

# SURVEY RESULTS

Select age range below:



The following chart shows the age range distribution for all of the respondents that completed the survey. The age distribution was fairly equal aside from a few age ranges that had slightly higher representation. 29 percent of respondents were above the age of 64 years old, and age ranges 55-64 years old, 45-54 years old, and 35-44 years old all represented roughly 20 percent of the results. The smallest minority of respondents was ages 25-34, with only 12 percent of the responses, and 18-24 years old representing less than 1 percent.

# OPEN HOUSE

The City of Brighton hosted a Sustainability Plan open house for the purposes of soliciting feedback from residents, through one-on-one conversations and activities. The event consisted of three interactive activities that collected data used in the Sustainability Plan.






“

Easier bike

transportation, and the town looks more like a natural/native habitat with more birds, bugs, shade, critters, and local food sources. It would be more interesting too.

-Brighton resident

-  **Sustainability Personal Motivations**  
This activity asked participants to answer the question “What drives you to be sustainable in your life?” (Appendix H). Results are summarized in the next section in a word cloud.
-  **Sustainability Visioning**  
This activity asked participants to think about the future of the community and what they would like to see by answering the question “Wouldn’t it be fantastic if...”.(Appendix F). The final results of this activity were used to help shape the vision statement for the sustainability plan.
-  **Sustainability Goals- How Do We Achieve Them?**  
This activity asked participants to brainstorm projects that would help us to achieve our Sustainability Plan goal areas. (Appendix G). Feedback from this activity was incorporated into the projects included in this plan.

# OPEN HOUSE



## Sustainability Personal Motivations Themes

Participants at the Sustainability Plan Open House were asked to identify what drives them to be sustainable in their personal lives. The results revealed a resounding theme: a concern for the quality of life for future generations. These findings prove that sustainability is not merely an environmental concern; it is a promise to future generations. Our actions today shape the world they will inherit. Embracing sustainable practices means recognizing our responsibility to preserve the planet's resources, ensuring that our children and grandchildren can enjoy a healthy and thriving environment.

# GUIDING PRINCIPLES

Throughout all phases of the community engagement activities used to develop this plan, three main guiding principles emerged from the feedback we received. These principles guide our approach to advancing sustainability throughout the community, and our decision-making process on which goals and tasks were included in the plan.



## ENVIRONMENTAL JUSTICE

Everyone in the City of Brighton has the right to a safe, healthy, productive, and sustainable environment for all, and to protect the environment for future generations.



## FINANCIAL STEWARDSHIP

Identify cost-effective programs, policies, and implementation methods that result in longterm savings whenever possible.



## INCLUSION

Address sustainability issues most important to the community by seeking out diverse perspectives from all community stakeholders.

**Vision Statement:** Brighton aims to create a thriving and resilient future where sustainable practices are integrated into every aspect of our operations and community life, ensuring the well-being of our planet, our people, and our prosperity for generations to come.

# GOALS OVERVIEW

---

The following goal areas were developed through research conducted on regional sustainability plans and industry standards, departmental priorities, a community needs gap analysis, and input received through community engagement and the city-wide sustainability survey results. These goals span across all City departments and emphasize the importance of ongoing collaboration and community engagement. In-depth breakdowns of each of these goal areas can be found in the next section of this plan.

**WATER CONSERVATION**

**ENERGY CONSERVATION AND BUILT ENVIRONMENT**

**AIR QUALITY**

**MOBILITY**

**WASTE DIVERSION**

**COMMUNITY ENGAGEMENT**

**LEAD BY EXAMPLE**

**QUALITY OF LIFE**

**RESILIENCY AND PUBLIC HEALTH**

# WATER CONSERVATION

**OBJECTIVE:** Protect water quality, encourage water conservation, and proactively manage water infrastructure throughout the community.

<b>Goal 1:</b> Reduce gallons of water used per person per day (g/d/customer).	<b>BASELINE</b> TBD	<b>TARGET</b> TBD
--	------------------------	----------------------

<b>Goal 2:</b> Reduce commercial, industrial, and municipal gallons of water usage.	<b>BASELINE</b> TBD	<b>TARGET</b> TBD
---	------------------------	----------------------

TASKS		BASELINE	TARGET
<b>T1</b>	Look for opportunities to expand turf conversion across the community.	14%	30%
<b>T2</b>	Expand the implementation of drought resistant landscaping.	80%	90%
<b>T3</b>	Update water related plans including the Water Conservation Plan and identify opportunities for partnerships and funding.		
<b>T4</b>	Continue to identify and incentivize water conserving items in new developments.		
<b>T5</b>	Increase water conservation public education and outreach.		

## Department Leads and Project Managers

The primary departments managing the water conservation targets include Utilities, Community Development, Parks, Recreation, and Open Space, and the City's Sustainability Coordinator.

## Resident Call to Action

There are many low effort ways to make a huge impact in your water consumption. For current programs and tips visit <https://www.brightonco.gov/308/Water-Conservation-and-Efficiency>.



# PROJECT TIMELINES

The following page outlines the projected annual timelines for each target. All of the projects are anticipated to be completed over a five year timeline. Progress on project milestones will be presented to City Council in an annual sustainability report.



Tasks	2024	2025	2026	2027	2028	2029
T1						
T2						
T3						
T4						
T5						



Water is a limited natural resource essential to sustain all life on our planet. The City of Brighton recognizes the important role of water conservation as stewards of this resource. As a water utility provider and example to our customers, we must look for opportunities to implement water conservation measures in all our projects.

**-Scott Olsen, City of Brighton, Director of Utilities**

# ENERGY EFFICIENCY AND BUILT ENVIRONMENT

**OBJECTIVE:** Reduce our community-wide energy usage and diversifying our energy sources to include more renewables.

<b>Goal 1:</b> Reduce residential, commercial, and industrial energy usage.	<b>BASELINE</b> 280m kWh	<b>TARGET</b> TBD
<b>Goal 2:</b> Increase use of renewable energy sources throughout the community.	<b>BASELINE</b> TBD	<b>TARGET</b> TBD
<b>Goal 3:</b> Increase residential, commercial, and industrial building electrification.	<b>BASELINE</b> TBD	<b>TARGET</b> TBD

TASKS		BASELINE	TARGET
<b>T1</b>	Convert all streetlights across the community to LED lights.	TBD	TBD
<b>T2</b>	Develop strategies to incentivize developers and residents to participate in renewable energy adoption and electrification initiatives.	TBD	INCREASE
<b>T3</b>	Reduce energy usage by expanding the City's non-potable water system and through optimization of operations in our utilities department.		
<b>T4</b>	Adopt the most current energy efficient code amendments and encourage building electrification and renewable energy usage in new developments.		
<b>T5</b>	Work with United Power to reduce residential energy consumption through outreach and education on available programs, rebates, and benefits.		
<b>T6</b>	Look for opportunities to install solar panels on City facilities and City owned land.		
<b>T7</b>	Update Land Use and Development Code to include sustainability incentives for all new developments.		
<b>T8</b>	Assess and monitor energy use at City Facilities via the free Energy Start Portfolio.		
<b>T9</b>	Continue to look for opportunities to increase energy efficiency at city owned buildings through retrofits and automation.		

# PROJECT TIMELINES

The following page outlines the projected annual timelines for each target. All of the projects are anticipated to be completed over a five year timeline. Progress on project milestones will be presented to City Council in an annual sustainability report.



Tasks	2024	2025	2026	2027	2028	2029
T1						
T2						
T3						
T4						
T5						
T6						
T7						
T8						
T9						

“ Energy-efficient buildings cost less to heat, cool, and operate, allowing industry and manufacturing plants to make products at a lower cost. Energy-efficient transportation results in fuel savings. **-Department of Energy on the benefits of energy conservation** ”

# AIR QUALITY

**OBJECTIVE:** Improve air quality to enhance and protect the public health and the natural environment for the betterment of the community.

<b>Goal:</b> Monitor and reduce city-wide greenhouse gas (GHG) emissions and co-pollutants.	<b>BASELINE</b> TBD	<b>TARGET</b> TBD
---	------------------------	----------------------

TASKS		BASELINE	TARGET
<b>T1</b>	Increase city purchases of battery-powered equipment.	TBD	INCREASE
<b>T2</b>	Provide incentives for net zero new homes.	TBD	INCREASE
<b>T3</b>	Complete community-wide Greenhouse Gas Inventory and update biannually.		
<b>T4</b>	Pilot an air quality sensor program and seek grant funding.		
<b>T5</b>	Develop an educational campaign to provide residents with information on how to be safe during poor air quality days.		
<b>T6</b>	Explore options for developing an action plan for lowering emissions.		
<b>T7</b>	Join the Love My Air- Colorado Local Entity Air Network (CLEAN) program.		
<b>T8</b>	Explore options for reducing idling in areas with vulnerable populations.		

## Department Leads and Project Managers

The primary departments managing the air quality targets will include the City's Sustainability Coordinator, Public Works, Parks, Recreation, and Open Space, and Community Development.

## Resident Call to Action

Air quality can have a big impact on health, travel, and overall quality of life. Luckily, there are tools to help keep you informed. Sign up for air quality alerts at [https://colorado.gov/airquality/request\\_alerts.aspx](https://colorado.gov/airquality/request_alerts.aspx)

# PROJECT TIMELINES

The following page outlines the projected annual timelines for each target. All of the projects are anticipated to be completed over a five year timeline. Progress on project milestones will be presented to City Council in an annual sustainability report.



Tasks	2024	2025	2026	2027	2028	2029
T1						
T2						
T3						
T4						
T5						
T6						
T7						
T8						

“ Air pollution is one of the greatest environmental risk to health. By reducing air pollution levels, countries can reduce the burden of disease from stroke, heart disease, lung cancer, and both chronic and acute respiratory diseases, including asthma.  
**-World Health Organization**

# MOBILITY

**OBJECTIVE:** Increase access to safe and reliable multi-modal options and invest in connectivity to encourage active transportation.

<b>Goal:</b> Reduce vehicle miles traveled (VMT) for passenger and fleet internal combustion engines.	<b>BASELINE</b> TBD	<b>TARGET</b> TBD
---	------------------------	----------------------

TASKS		BASELINE	TARGET
<b>T1</b>	Expand City’s internal electric and hybrid fleet vehicle pilot program.	TBD	INCREASE
<b>T2</b>	Increase the number of electric vehicle charging stations at city facilities for internal use.	0	TBD
<b>T3</b>	Continue efforts to add bike lanes and striping to the existing roadway network, and maintain the current bike lanes.	36 MILES	TBD
<b>T4</b>	Work with external partners to develop a city-wide electric vehicle strategy.		
<b>T5</b>	Complete ADA Transition Plan for public right-of-way.		
<b>T6</b>	Coordinate with regional transportation partners on public transportation infrastructure improvements including bus shelters.		
<b>T7</b>	Implement the Complete Streets project with all new infrastructure and capital investments.		
<b>T8</b>	Expand trail connections and improvements and share resources online.		
<b>T9</b>	Research on-demand transportation options to improve last mile connectivity.		

## Department Leads and Project Managers

The primary departments and project managers for the mobility targets will include Public Works, the City’s Sustainability Coordinator, and Parks, Recreation, and Open Space.

## Resident Call to Action

The City of Brighton is the first city to participate in the Interstate Renewable Energy Council’s Charging Smart Program! To learn more visit <https://drivecleancolorado.org/resources/charging-smart>

# PROJECT TIMELINES

The following page outlines the projected annual timelines for each target. All of the projects are anticipated to be completed over a five year timeline. Progress on project milestones will be presented to City Council in an annual sustainability report.



Tasks	2024	2025	2026	2027	2028	2029
T1						
T2						
T3						
T4						
T5						
T6						
T7						
T8						
T9						



Building a healthy, safe, active, and engage community means increasing multimodal and public transportation options for our residents. This ensures that the City meets the current and future needs of everyone and acknowledges the vital role transportation plays in the lives of the people we serve.”

**-Noe Martinez, Public Works Engineering Manager, City of Brighton**

# WASTE DIVERSION

**OBJECTIVE:** Enhance waste and materials management by promoting source reduction, sustainable diversion, and regulatory compliance through accessible services and programs available to all sectors.

<b>Goal:</b> Increase residential and commercial waste diversion rates.	<b>BASELINE</b> TBD	<b>TARGET</b> TBD
---	------------------------	----------------------

TASKS		BASELINE	TARGET
<b>T1</b>	Look for ways to reduce single use plastic usage at all City facilities and City events.	TBD	TBD
<b>T2</b>	Look for opportunities to automate and digitize processes across all departments.	TBD	TBD
<b>T3</b>	Explore options for expanding recycling and composting services throughout the community.		
<b>T4</b>	Host a community-wide zero waste event.		
<b>T5</b>	Monitor city-wide recycling and composting rates.		
<b>T6</b>	Explore implementation of codifying the recycling of construction materials.		
<b>T7</b>	Develop educational campaigns to increase recycling rates across the community.		
<b>T8</b>	Provide recycling and composting services at all city hosted events.		

## Department Leads and Project Managers

The primary departments managing the water conservation targets include Community Development, Communications and Engagement, and the City’s Sustainability Coordinator.

## Resident Call to Action

Do you have old electronics you need to recycle? We can help you with that! For more information visit <https://www.brightonco.gov/1316/Brighton-Eco-Event-Recycling>



# PROJECT TIMELINES

The following page outlines the projected annual timelines for each target. All of the projects are anticipated to be completed over a five year timeline. Progress on project milestones will be presented to City Council in an annual sustainability report.



Tasks	2024	2025	2026	2027	2028	2029
T1						
T2						
T3						
T4						
T5						
T6						
T7						
T8						



Diverting waste from landfills reduces environmental degradation by minimizing the need for additional landfill space, preventing soil contamination, and decreasing water pollution. It also reduces the need for incineration, further protecting the atmosphere and public health.

**-Keeter Environmental Services**

# COMMUNITY ENGAGEMENT

**OBJECTIVE:** Fostering an informed sustainability decision-making process through education, outreach, and partnerships.

**Goal:** Increase the number of residents on the sustainability department distribution list.

**BASELINE**  
231

**TARGET**  
1,000

TASKS	BASELINE	TARGET
<b>T1</b> Create a monthly sustainability newsletter to keep residents informed of upcoming projects and opportunities for engagement.	0	1/MONTH
<b>T2</b> Actively engage community groups, Brighton youth, local schools, and hospitals to get involved in future projects and events.	2	INCREASE
<b>T3</b> Evaluate feasibility and options for developing a sustainability advisory board.		
<b>T4</b> Develop an engagement toolkit of sustainability resources for residents.		
<b>T5</b> Plan and host community-wide sustainability events, including an Earth Day event.		
<b>T6</b> Launch a quarterly, virtual sustainability meeting open to the public that explores current sustainability topics.		

## Department Leads and Project Managers

The primary departments managing the community engagement targets include the City's Sustainability Coordinator, and Communications and Engagement.

## Resident Call to Action

Do you want to get more involved in sustainability efforts within the community? Sign up for sustainability department updates! For more info visit [brightongo.gov/sustainability](http://brightongo.gov/sustainability).

# PROJECT TIMELINES

The following page outlines the projected annual timelines for each target. All of the projects are anticipated to be completed over a five year timeline. Progress on project milestones will be presented to City Council in an annual sustainability report.



Tasks	2024	2025	2026	2027	2028	2029
T1						
T2						
T3						
T4						
T5						
T6						



Constructive relationships between communities and the institutions of government make community engagement not only desirable, but necessary and viable as it is likely to lead to more equitable, sustainable public decisions and improve the liveability of local communities.

**-Sally Hussey, Cebu Technological University**

# LEAD BY **EXAMPLE**

**OBJECTIVE:** Integrate sustainability into the City of Brighton’s operations, culture, and community engagement efforts.

<b>Goal:</b> Increase the number of Brighton employees participating in sustainability events or projects.	<b>BASELINE</b> TBD	<b>TARGET</b> TBD
--	------------------------	----------------------

TASKS		BASELINE	TARGET
<b>T1</b>	Develop and implement a sustainability budget.	TBD	TBD
<b>T2</b>	Work with finance to develop a sustainable purchasing policy.	TBD	TBD
<b>T3</b>	Work with departments to develop baselines and targets for sustainability Key Performance Indicators (KPI).		
<b>T4</b>	Publish public dashboards detailing progress on achieving sustainability goals.		
<b>T5</b>	Coordinate with local businesses and vendors to participate in sustainability events.		
<b>T6</b>	Expand demonstration gardens across the community.		

## Department Leads and Project Managers

The primary departments managing the lead by example targets include the City’s Sustainability Coordinator, Finance, and Parks, Recreation, and Open Space.

## Resident Call to Action

Want to be more educated about what is going on in your community? Attend a City Council meeting! For a schedule of upcoming sustainability presentations visit [brightongo.gov/sustainability](http://brightongo.gov/sustainability).

# PROJECT TIMELINES

The following page outlines the projected annual timelines for each target. All of the projects are anticipated to be completed over a five year timeline. Progress on project milestones will be presented to City Council in an annual sustainability report.



Tasks	2024	2025	2026	2027	2028	2029
T1						
T2						
T3						
T4						
T5						
T6						

“ Huge changes can happen when local governments take the initiative to lead by example and demonstrate energy and environmental leadership, raise public awareness of the benefits of clean energy technologies, improve air quality, reduce green-house gas (GHG) emissions, improve energy supply and reliability, and encourage economic development by fostering markets for environmentally preferable products.  
**-Environmental Protection Agency**

# QUALITY OF LIFE

**OBJECTIVE:** Promote projects and programs that support a healthy, safe, and prosperous lifestyle for Brighton residents and visitors.

<b>Goal:</b> Increase the overall quality of life percentage on the community survey.	<b>BASELINE</b> 62%	<b>TARGET</b> TBD
---	------------------------	----------------------

TASKS	BASELINE	TARGET
<b>T1</b> Update the Forestry Management Plan to include a 5 percent increase in tree canopy over the next 5 years.	TBD	5%
<b>T2</b> Research and implement strategies for increasing workforce readiness for future green jobs.	0	INCREASE
<b>T3</b> Explore options for hosting a city-wide farmer’s market.		
<b>T4</b> Create an Integrated Pest Management Plan that reduces pesticide use for all parks.		
<b>T5</b> Explore joining Colorado Green Business Network.		
<b>T6</b> Look for opportunities to promote food security and reduce food miles.		

## Department Leads and Project Managers

The primary departments managing the quality of life targets include the City’s Sustainability Coordinator, and Parks, Recreation, and Open Space.

## Resident Call to Action

Don’t have a good place for a garden? No problem! Brighton has community gardens that you can reserve. For more information visit <https://www.brightonco.gov/546/Community-Gardens>

# PROJECT TIMELINES

The following page outlines the projected annual timelines for each target. All of the projects are anticipated to be completed over a five year timeline. Progress on project milestones will be presented to City Council in an annual sustainability report.



Tasks	2024	2025	2026	2027	2028	2029
T1						
T2						
T3						
T4						
T5						
T6						

“ Being more sustainable in your life can lead to a lot of positivity for you and our planet. However, embracing sustainability in your daily life seems like a huge project, considering how many different ways you could approach it. The best advice we can give you is to start simple. Do an audit of your lifestyle and home to determine what small shifts you can make to slowly but surely become more eco-friendly.

**-Australian and New Zealand Mental Health Association**

# RESILIENCY AND PUBLIC HEALTH

**OBJECTIVE:** Ensure that Brighton is prepared for and can adapt to disruptive events of all scales including both natural and human made.

<b>Goal:</b> Policies and procedure improvements that address disruptive events and public safety issues.	<b>BASELINE</b> TBD	<b>TARGET</b> TBD
---	------------------------	----------------------

TASKS		BASELINE	TARGET
<b>T1</b>	Focus on achieving majority cloud application for internal City operations.	TBD	TBD
<b>T2</b>	Explore options for use of renewable energy backup power sources.	0	2
<b>T3</b>	Complete a climate risk and vulnerability assessment and look for opportunities to build community resilience.		
<b>T4</b>	Explore options for implementing a community resiliency hub.		
<b>T5</b>	Look for opportunities to incorporate principles of sustainability into the Hazard Mitigation Plan.		
<b>T6</b>	Update the Drought Management Plan to improve response strategies.		
<b>T7</b>	Work with Police Department to develop tools for enhancing community safety and transparency.		

## Department Leads and Project Managers

The primary departments managing the resiliency targets include the City's Sustainability Coordinator, Utilities; and Emergency Management.

## Resident Call to Action

Want to know how to be better prepared in the event of a natural disaster? Visit the National Institutes of Health website for preparedness tips.



# PROJECT TIMELINES

The following page outlines the projected annual timelines for each target. All of the projects are anticipated to be completed over a five year timeline. Progress on project milestones will be presented to City Council in an annual sustainability report.



Tasks	2024	2025	2026	2027	2028	2029
T1						
T2						
T3						
T4						
T5						
T6						
T7						



The resilience muscle importantly enables organizations to orient towards quality growth, supporting climate goals and inclusive growth, helping to ensure that crises do not widen equality gaps.

**-World Economic Forum**

# FUNDING OPPORTUNITIES

---

Adopting a sustainability plan is not only important for meeting our environmental, social, and economic responsibilities, but it also qualifies us to apply for more funding opportunities. Currently, there is an unprecedented amount of federal and state grant funding available for sustainability projects. These grant opportunities aim to assist municipalities in transitioning to clean energy economies, reducing emissions, updating infrastructure, investing in community outreach, servicing disadvantaged communities, and expanding services. Brighton's Sustainability Department is already engaged in identifying funding sources to support all projects outlined in this plan. Below is a breakdown of the 2024 grant funding available for project implementation for each goal area included in this plan. Staff will continue to monitor funding opportunities for projects that are anticipated to be implemented in 2025 and beyond.

## **Water Conservation**

The following grants are potential funding sources for tasks included under the Water Conservation goal:

- U.S. Department of the Interior - WaterSMART: Large-Scale Water Recycling Projects
- U.S. Department of the Interior - WaterSMART: Small-Scale Water Efficiency Projects
- U.S. Department of the Interior - WaterSMART: Water and Energy Efficiency Grants

## **Energy Efficiency and the Built Environment**

The following grants are potential funding sources for tasks included under the Energy Efficiency and Built Environment goal:

- U.S. Department of Energy - Energy Efficiency Conservation Block Grant
- U.S. Department of Energy - Communities Sparking Investment in Transformative Energy
- U.S. Department of Energy - Clean Energy to Communities Program
- U.S. Department of Agriculture - Electric Infrastructure Loan & Loan Guarantee Program
- Colorado Energy Office- Public Building Electrification Grant

## **Air Quality**

The following grants are potential funding sources for tasks included under the Air Quality goal:

- Environmental Protection Agency - Environmental and Climate Justice Community Change Grants Program
- Environmental Protection Agency - Climate and Air Quality Planning Competition
- Environmental Protection Agency - Zero-Emission Technology Deployment Competition
- Colorado Energy Office- Clean Air Program (CAP) Grants

## **Community Engagement**

The following grants are potential funding sources for tasks included under the Community Engagement goal:

- U.S. Department of the Interior - Conservation Service Corps and Civilian Climate Corps Programs

# FUNDING OPPORTUNITIES

---

## **Mobility**

The following grants are potential funding sources for tasks included under the Mobility goal:

- U.S. Environmental Protection Agency - Clean Heavy-Duty Vehicles Program
- U.S. Department of Transportation - Safe Streets and Roads for All Discretionary Grant Program
- U.S. Department of Transportation - Active Transportation Infrastructure Investment Program
- U.S. Department of Transportation - Pilot Program for Transit-Oriented Development Planning
- U.S. Department of Transportation - Charging & Fueling Infrastructure Grants
- U.S. Department of Transportation - Reconnecting Communities & Neighborhoods
- U.S. Department of Transportation - Promoting Resilient Operations for Transformative, Efficient, and Cost-saving Transportation (PROTECT)
- U.S. Department of Transportation - Strengthening Mobility and Revolutionizing Transportation (SMART) Grants

## **Waste Diversion**

The following grants are potential funding sources for tasks included under the Waste Diversion goal:

- U.S. Department of Energy - Re-X Before Recycling Prize
- Colorado Department of Public Health and Environment- Recycling Resources Economic Opportunity Program

## **Quality of Life**

The following grants are potential funding sources for tasks included under the Quality of Life goal:

- U.S. Department of Transportation - Pollinator-Friendly Practices on Roadsides
- U.S. Department of Agriculture - Regional Conservation Partnership Program Classic

## **Lead by Example**

The following grants are potential funding sources for tasks included under the Lead by Example goal:

- Department of Local Affairs - IJJA and IRA Grant Writing Assistance Program
- Department of Local Affairs - Local Match Program (Federal Infrastructure Investment and Jobs Act)

## **Resiliency and Public Health**

The following grants are potential funding sources for tasks included under the Resiliency and Public Health goal:

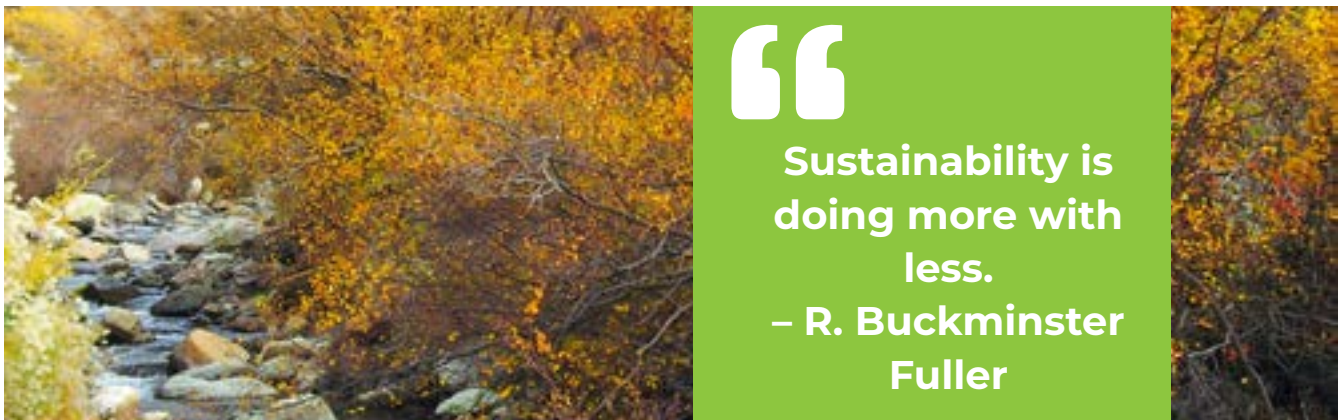
- U.S. Department of Housing & Urban Development - Green and Resilient Retrofit Program
- U.S. Department of Agriculture - Community Facilities Direct Loan & Grant Program

# CONCLUSION

---

The implementation of the City of Brighthorton's Sustainability Plan represents a significant and ambitious step towards creating a more resilient and sustainable future. Through comprehensive strategies encompassing renewable energy, energy efficiency, water conservation, waste diversion, mobility, community engagement, air quality, and resiliency, we are committed to reducing our environmental footprint and fostering a culture of sustainability across the community.

Our vision for a sustainable future is built on the principles of environmental justice, financial stewardship, and inclusion. By integrating sustainable practices into every aspect of our operations and daily lives, we aim to enhance the well-being of our planet, our people, and our prosperity. This plan is not just a roadmap; it is a call to action for all stakeholders—employees, community members, partners, and leaders—to actively participate in and contribute to our sustainability journey.



We recognize that achieving our sustainability goals will require ongoing effort, innovation, and collaboration. As we move forward, we are committed to continually assessing our progress, adapting our strategies, and embracing new opportunities and technologies that will help us meet our objectives. Transparency and accountability will be at the forefront of our approach, ensuring that we remain true to our commitments and responsive to the evolving challenges and opportunities in the the community.

Our sustainability plan is a testament to our dedication to creating a better world for current and future generations. We believe that through collective effort and unwavering commitment, we can drive meaningful change and build a sustainable future that benefits everyone.

**Thank you for your continued to support to make Brighton a more sustainable city.**

# APPENDIX A

## PREVIOUS SUSTAINABILITY PROJECTS INVENTORY

Project Name	Project Description	Department	Start date	Sustainability qualifier
Hybrid vehicles pilot	The budget team is working with Fleet to pilot hybrid vehicles across the City and track fuel savings.	CMO/Public Works	Jan. 2020	Energy Efficiency
Second Monitors/Laptops	We made sure all staff had second monitors and laptops in our department. This allows for remote work days during the week reducing travel and emissions.	Finance/CMO	Oct 2021	Mobility
Data Center Remodel	Decrease the physical footprint of City's primary data center. This project will replace the obsolete HVAC cooling unit with two smaller, more energy efficient redundant units to increase datacenter resiliency.	IT/Facilities	Feb 2022	Energy Efficiency
Coffee	We stopped ordering k-cups for coffee and switched to the large tins of coffee to reduce waste.	Community Development	2021	Reuse
Xeric Landscaping	Planning has started to strongly encourage the use of xeric landscaping in proposed development projects.	Community Development	2021	Water Efficiency
Virtual Meetings	We started because of the pandemic, but have continued to allow virtual meetings for pre-application conferences.	Community Development	2020	Mobility
Flexible Schedules	Allow for remote days during the week or other flexible schedules.	Community Development	2021	Mobility
Reduce paper hard copy requirements	Planning is updating requirements that will significantly reduce the amount of paper needed for project submittals.	Community Development	2022	Recycle
Code Updates	Building adopted the 2018 National Energy Conservation Code	Community Development	Adopted in 2020	Energy Efficiency
Solar Canopies	Solar Canopies at the new MSC Facility	DPW	2022	Energy Efficiency

# APPENDIX A

## PREVIOUS SUSTAINABILITY PROJECTS INVENTORY

Vehicle Charging Stations	Vehicle charging stations at new MSC	DPW	2022	Energy Efficiency
Sport Complexes Turf Conversion to AstroTurf	This project will convert all four fields at the Brighton Sport Complex and all four fields at Pawlowski Fields to artificial turf. Between the two complexes, this project will save over 10 million gallons of water per year. The conversion will also increase usability, allowing teams to practice on the fields during the off-season as weather permits.	Parks and Rec	Jan 17, 2022	Water Efficiency
Flexible Schedules	Provided laptops to allow for remote days during the week.	Parks and Rec	2021	Mobility
Branch Recycling	We accept branches from residents for free. We grind them up once or twice a year and use the mulch for our shrub beds and trees	Parks and Rec	2020	Reuse
Median Landscaping	We are in the process of re-landscaping our medians along Bromley Lane and 27th ave. With help from a landscape contractor, we are replacing old landscaping with new xeric/low water plants. The new landscape is not only water save but also reduces the amount of labor it takes to maintain them.	Parks and Rec	2020	Water Efficiency

# APPENDIX A

## PREVIOUS SUSTAINABILITY PROJECTS INVENTORY

Tree Plantings	The Open Space Forestry Dept. plants and average 100 trees a year in our public spaces, and sells about 100 trees back to our residents. Trees are living infrastructure and one of the most sustainable resources a City can have. Trees provide shade which reduces the need for energy on hot days and shade helps reduce the amount of watering for lawns. They absorb carbon dioxide and sequester the carbon in the ground. Street trees will reduce stormwater runoff and their shade will help mitigate road damage caused by the sun.	Parks and Rec	2020	Energy Efficiency, Water Efficiency,
EVAC Recycling	We have several recycling bins throughout the facility. We have a separate trash pick up for recycle. We also do not have styrofoam cups any longer	Parks and Rec	2019	Recycle
Solar permits	As a SolSmart Gold designee, Brighton is receiving national recognition for adopting programs and practices that make it faster, easier, and cheaper to go solar.	Comm Dev	2019	Energy Efficiency
Facilities Use Assessment	evaluated current use of buildings and future needs to determine the best use of existing properties and possible alternative uses.	Multi	2019	Energy Efficiency, Reduce, Reuse, Water Efficiency
Non-Potable Irrigation System	The city is working on building a non-potable irrigation system to supply irrigation water to our parks, open spaces, and athletic fields.	Utilities / Parks		Water Efficiency

# APPENDIX A

## PREVIOUS SUSTAINABILITY PROJECTS INVENTORY

Stormwater Management Program	The city has several programs to protect the quality of stormwater that enters local waterways from the city.	Utilities	2008	Environmental Sustainability
Water Conservation	The city is working on multiple water conservation programs to reduce the amount of potable water being consumed	Utilities		Energy Efficiency, Water Efficiency
2022 Street Preservation Project	This project will carry out street preservation and improvements including implementation of 8 miles of hot chip treatment, 1 mile of cape seal, 0.5 miles of slurry seal, 100 miles of roadway striping, 2000 square feet of pavement marking (symbols, words, crosswalks), 90,000 pounds of crack seal, and 12,600 square feet of concrete repairs (including sidewalk and curb ramps).	Public Works	2022	Mobility
E-Scooters	Staff is currently working on the operation of shared electric scooter in the City	Public Works	2022	Mobility
Retaining Pavement Millings	The City retains pavement millings from operation or improvements to reuse for restoration	Public Works	Ongoing	Recycle
Trash Bash Drop-off Program	Provide residents the opportunity to dispose of large-items at designated collection sites	Public Works	Ongoing	Recycle
Solar Panel fed Traffic signs	The City implements traffic signs such as the rapid flashing beacons and the flashing top signs which incorporate solar panels through the City	Public Works	Ongoing	Energy Efficiency
Bus Shelter Improvements	Staff is currently working with RTD and bus shelter contractor to improve bus stop locations	Public Works	Ongoing	Mobility



# APPENDIX A

## PREVIOUS SUSTAINABILITY PROJECTS INVENTORY

Bike Brighton	Does regular Full-Moon Bike rides	Parks and Rec	Ongoing	Mobility
Traffic Signal Timing	Some of our intersections have traffic signals that can be altered based on traffic data to reduce idling	Public Works	Ongoing	Energy Efficiency
Resident Survey	Gathers feedback on resident needs to ensure resources are being allocated properly	Communications	2021	Other
Annual Budget Process	Balances fiscal resources and looks at long-term sustainability of ongoing revenues and expenditures	All	Ongoing	Other
Electricity Generating-Fitness Equipment	Green Gyms Can Save 85% in Energy Costs and Carbon Footprint:for example a spin class with 30 participants will be able to generate more than 3KW. The current commercial power setup in the buildings will be able to handle the added electricity.	Parks and Rec	tbd	Energy Efficiency
Mattive open space	Grant with Butterfly Pavillion (3 years ago)			Mobility
I-76 Pollinator cooridor	Planting wildflowers in cooridor			Mobility

# APPENDIX B

## SUSTAINABILITY GOAL DEVELOPMENT- STORYBOARD RESULTS

Storyboard Results	
Goal	Number of Dots
Lessen impact on our natural resources (natural and fiscal)	2
Provide clear direction	
Stakeholder buy-in/ involvement	
Get some <u>real</u> sustainability goals on the strategic plan	2
Identify early wins and measure them	
Public buy-in	1
Useful and measurable	
Inclusive	
Achievable	1
Track progress and aim to improve goals	
Improve standard of living	
Aim for multi-benefit goals	
Community engagement and support	1
Measurable standards	
Provide for future generations	
Conservation	
Think about sustainability in all our decision-making. It is a value that is a layer of decisions and not separate	2

# APPENDIX B

## SUSTAINABILITY GOAL DEVELOPMENT- STORYBOARD RESULTS

<b>Internal Goals</b>	
Implement remote working alternatives and City customer alternatives	
Increase our hybrid/electric vehicle use	
Collaboration across departments	
Empower staff and community regarding everyday decisions	1
Reuse/refurbish old office furniture	
Improve Brighton's image/ Trust in program. We can make progress	
Make data-driven decisions the norm	1
<b>Energy Conservation</b>	
Reduce energy use Citywide	3
Energy reduction	
Energy efficient	
Energy Conservation	
Decrease fuel consumption and energy consumption	
Renewable energy	
Clean air emissions	
<b>City Goals</b>	
Require or encourage new City buildings to adhere to certain level of LEED certification or other sustainability certification	
Engage local organizations that are also looking at sustainability	

# APPENDIX B

## SUSTAINABILITY GOAL DEVELOPMENT- STORYBOARD RESULTS

Education/Example	
Use parks as a public example of sustainability (turf conversion, water savings, xeriscaping)	
Education people that sustainability is not just the environment. Also equity and fiscal.	2
Be a good example for public sustainability	1
Sustainability promotion	
Promote xeriscaping	
Lower overall impact by City and serve as inspiration	
Educate the public about ways they can have a positive impact	
Create handouts/ presentations to share with the public on various ways they can get included with sustainability or actions they can take	
Help people understand being green can = more \$green	
Establish recycling program	
Develop Citywide recycling	
Citywide recycling	
Educate employees, Council, and citizens about sustainability	3
Recycling	2

# APPENDIX B

## SUSTAINABILITY GOAL DEVELOPMENT- STORYBOARD RESULTS

<b>Public Health</b>	
Focus on Health and Wellness (food and physical)	
Encourage walking/biking if possible to work	1
Increase local food options (to replace outside sources)	
Healthy work environment	
<b>Water Conservation</b>	
Reduce treated H2O use Citywide (focus on landscape)	
Land use code amendment it require xeric landscaping or limit placement/coverage of sod and high use plants	
Water conservation	3
Reduce water consumption	
Water conservation	
Water savings	
Non-pot	
<b>Reducing Waste</b>	
Reduce waste	
Reduce waste streams (trash)	1
Paperless	
Reducing paper usage	
Reduce plastic usage	
Create resident awareness (buy-in)	
Gain public support of tree care/ plantings	
Waste reduction	
Gain public support of no-mow policy in open spaces	
<b>Transportation</b>	
Require certain level of EV readiness in X% of parking spaces in new construction development	
Increase electric charging stations Citywide	

# APPENDIX C

## SUSTAINABILITY PLAN PROJECTS- IMPACT EFFORT MATRIX RESULTS

Energy Conservation
<b>Quick Wins (high impact, low effort)</b>
Regional partnerships to explore energy efficiency
Sports Field LED light conversion
Grants for installation of electric charging stations at all City
LED conversion in City Hall buildings
Electric vehicles/hybrids
Idling restrictions
Sustainability checklist/ scoring sheet for procurement
Default fleet of alternative fuel
Increased marketing on tree program
Flex schedules
Remote work
Designated cooling centers
Solsmart program perks
<b>Incremental (low impact, low effort)</b>
Work with United Power to implement energy reduction campaign
Paperless
Turn off computers at night and over the weekend
<b>Major Projects (high impact, high effort)</b>
PD remodel retrofit to go 100% solar with battery storage
Smart thermostats
United Power experimental technologies
Convert street lights to LED
Discuss options and partnerships with United Power
Power purchase agreements
Increase tree canopy by 20% in 10 years
Grants for retrofit of solar panels for new and existing buildings
Digitizing our processes for online City services
Partnering with Xcel on energy audits
Upgrading old equipment
Audits at high use facilities
Implement energy efficient upgrades
Micro Gyms
Non pot
Energy Efficient Code Amendments
<b>Thankless Tasks (low impact, high effort)</b>
Encourage stair use
Daylighting

Water Conservation
<b>Quick Wins (high impact, low effort)</b>
Update water related plans
Feasibility checklist for updating infrastructure
Not allowing sod installation between May and August
Mandating water conserving items in new developments
Better utilization of AMI data
Turf usage in new park development
Interpretive signage
Demonstration gardens
Education about water consumption at parks
<b>Incremental (low impact, low effort)</b>
Rebate program/ give aways
Education campaign/ new homeowners
<b>Major Projects (high impact, high effort)</b>
Water restrictions
improving GIS data
Hydraulic modeling
Access to water loss data
Improve relationships with regional partners
Writing tickets
Non-pot
Longterm plan for water line replacement and costs
<b>Thankless Tasks (low impact, high effort)</b>
Turf buy-back
Lawn buy-back

# APPENDIX C

## SUSTAINABILITY PLAN PROJECTS- IMPACT EFFORT MATRIX RESULTS

Air Quality
Quick Wins (high impact, low effort)
Provide green grants to residents and businesses
Blinds lowered when the sun is shining on them
Smart city signal controls to reduce idling
Look over idling and travel times- decrease
4- 10 hour workdays
Progressive work from home policies
Promote infill development
Increase renewable energy for the energy portfolio
Prewire for solar
Partner with utility to join their efforts
New energy performance contract
Energy efficient code amendments
Facilities retrofits
City purchase battery powered equipment
Incentives for net zero new homes
City sets example with electric fleet
Replace vehicles in City fleet with EVs where it makes sense
Tree program
Plant more trees
Prioritize tree species that increase carbon sequestration
Have an environmental event festival to start a movement
Incremental (low impact, low effort)
Public education
Fuel in early or late hours
Install signs at train crossings to turn off vehicles

Sponsor a vehicle free day similar to bike to work
Recognize any business that uses electric vehicles
Major Projects (high impact, high effort)
Electric trolley system
Include mode shift planning for capital improvements
Electric charging stations everywhere
ERV-- Indoor AQ too
Complete trail connections
Solar panels on government buildings
More RTD buses
Incentive program for reducing car emissions
Less oil and gas
Car in good repair
Public transportation improvements
Measure/reduce/tax methane and flares
Improve community transportation system
Increase public transportation options
Thankless Tasks (low impact, high effort)
Allow golf carts on local streets
Disincentivize after market auto exhausts (charcoal cans)

# APPENDIX C

## SUSTAINABILITY PLAN PROJECTS- IMPACT EFFORT MATRIX RESULTS

Impact Effort Matrix Results
Mobility
Quick Wins (high impact, low effort)
Flex schedules
Increased public art in roadways
Vision Zero Program
Rapid flashing beacons and flashing stop signs
Evaluation fo pavement conditions
Traffic detection cameras
Improve travel times
Bike racks
Street sweeping in bike lanes
Electric fleet
Operation Brighton Connect
Adding bike lanes and striping
Electric charging stations
Seek to boulevard roads
Complete Streets
Idling data
Incremental (low impact, low effort)
Pedestrian lighting
Cost sharing for battery sharing
Carpooling program
Speed feedback signs
Bike to work events
Fleet committee

Major Projects (high impact, high effort)
Code Amendments to require charging stations
Capital improvement pavement projects
Bronze bike friendly designation
E-bike or e-scooter company operating in City
Fleet asset management
Deploy traffic counters
Traffic Master Plan
Crosswalks across train tracks
Residential speed limit reduction
RTD transit hub
Pedestrian and bike masterplan
RTD improvements
Roundabout restructuring
ADA transition plan/ streets
Thankless Tasks (low impact, high effort)
Bike bank at City Hall
50/50 concrete program
Crash data

Quality of Life
Quick Wins (high impact, low effort)
Eat locally grown food
Investing in employee wellness plan
Promote mental health programming
Flexible schedules/ remote work
Create pest management plan in parks
Be kind
Community safety transparency
Community events
Incremental (low impact, low effort)
Evaluating vending machine options
Major Projects (high impact, high effort)
Health Fair
Farmer's market educational materials
Co-sponsorship for events
ADA transition plan
Online resources for trails and connectivity
Thankless Tasks (low impact, high effort)



# APPENDIX C

## SUSTAINABILITY PLAN PROJECTS- IMPACT EFFORT MATRIX RESULTS

Resiliency	
Quick Wins (high impact, low effort)	
Flooding awareness	
Remote work	
Review against hazard mitigation program	
Train all employees on preparedness	
Defining chain of command	
Incentivize participation in renewables	
Resource development for programs here	
Green Business Recognition Program	
Incremental (low impact, low effort)	
Major Projects (high impact, high effort)	
New Resident Welcome packets	
Solar panels/ renewable energy for back up	
Emergency response designated space	
Update to emergency supplies	
Drought resiliency pump	
Include in building upgrades	
Grant funding for renewables	
Food security	
Increase in green jobs	
Economic diversification	
Asset management	
Centralizing resiliency plan	
Pandemic grant funding	
Asset management	
Updating equipment	
Streamline communication	
business grants	
Green Business Conference	
Vulnerability assessment	
Thankless Tasks (low impact, high effort)	

Waste Reduction	
Quick Wins (high impact, low effort)	
Paperless	
Acknowledgement designations	
Purchasing checklist	
Office depot recycles/ compost default	
Material reuse policy	
Adopt new energy building codes	
Collecting yard waste	
Digitizing process	
Codifying recycling construction materials	
Celebrate America Recycles Day	
Reusable Brighton swag	
Recycling education	
Incentivizing waste reduction	
Duplex default on printer	
Internal recycling	
Event recycling	
Recycling toxics education	
Incremental (low impact, low effort)	
Improve office supplies/ furniture recycling	
Major Projects (high impact, high effort)	
Adding another day to Trash Bash	
Toxics event	
Composting	
Single hauler	
Getting good data on waste	
Zero waste events	
City Recycling/ drop off	
Reviving eco fair	
Good clean fun event	
Partnership with bike recycling organization	
Thankless Tasks (low impact, high effort)	
Reusable bags	

# APPENDIX D

---

## COMMUNITY-WIDE SUSTAINABILITY SURVEY QUESTIONS

1. What sustainability focus areas would you like to see Brighton prioritize (select all that apply)
  - Renewable energy usage and energy efficiency improvements
  - Increase regional transportation, public transit, and multi-modal options
  - Waste reduction, recycling, and composting
  - Water conservation and water quality
  - Improving air quality
  - Sustainability events and opportunities for residents to get involved
  - Emergency preparedness
  - Other
  
2. To what degree do you think Brighton should prioritize sustainability in the community?
  - High priority
  - Somewhat of a priority
  - Low priority
  - Not a priority
  - Unsure or indifferent
  
3. Please select your current sustainability concerns in Brighton (select all that apply)
  - Extreme weather events
  - Limited access to recycling or composting options
  - Poor air quality
  - Increasing energy costs
  - Inefficient water usage across the community
  - Disruptions to ecosystems and wildlife
  - Not enough options for resident engagement
  - Funding and resources for sustainability
  - Limited public and multi-modal (scooters, bikes, etc.) transportation options
  - Other
  
4. Do you have ideas or suggestions for how to make Brighton a more sustainable community?
  
5. What means of outreach do you prefer? (Check all that apply)
  - Newsletter
  - City website
  - E-mail
  - Facebook
  - Twitter
  - Instagram
  - Youtube
  - LinkedIn
  - Nextdoor

# APPENDIX D

---

## COMMUNITY-WIDE SUSTAINABILITY SURVEY

6. Select age range below:

- Under 18
- 18-24
- 25-34
- 35-44
- 45-54
- 55-64
- Above 64

7. Which neighborhood do you live in?

---

# APPENDIX E

## COMMUNITY-WIDE SUSTAINABILITY SURVEY RESULTS

Question 1: What sustainability focus areas would you like to see the city prioritize?	
OPTION	TOTAL RESPONSES
Renewable energy usage and energy efficiency improvements	175
Increase regional transportation, public transit, and multi-modal options	151
Waste reduction, recycling, and composting	239
Water conservation and water quality	299
Improving air quality	122
Sustainability events and opportunities for residents to get involved	106
Emergency preparedness	138
Other	35

Question 3: Please select your current sustainability concerns in Brighton.	
OPTION	TOTAL RESPONSES
Limited access to recycling or composting options	203
Inefficient water usage across the community	196
Disruptions to ecosystems and wildlife	140
Limited public and multi-modal (scooters, bikes, etc.) transportation options	98
Poor air quality	80
Increasing energy costs	237
Funding and resources for sustainability	88
Extreme weather events	98
Not enough options for resident engagement	74
Other	27

# APPENDIX F

## OPEN HOUSE VISION STATEMENT RESULTS

Vision Statement
Better roads! Connectivity: walking trails, biking trails, connect downtown to outlying neighborhoods and parks
We didn't use so many chemicals. We did not see waste laying everywhere. We did not see a smog cloud covering our beautiful mountains
Clean, healthy drinking water today and in the future
The community had more opportunities to be cohesive, get to know each other and fundamentally support each other we then can resort less to services and products to solve our problems.
If I could get on a train that gets me near my destination in an easy and convenient way.
We had the ability for gray water-lawn recycle
We had a bike system to connect all of the City
Convert railroad tracks not in use to shared bike/hiking trails. Have better way to monitor and assess campgrounds/outdoor trails for over use
Easier bike transportation, and the town looks more like a natural/native habitat with more birds, bugs, shade, critters, and local food sources. It would be more interesting too.
Better roads
Drivers come from education, incentives. Less government radical mandates
Stop mining precious minerals focus on developing hydrogen alternative for fuel
Drivers would not lead foot their cars everywhere
Kill the battery factory and create the US's largest hydroponic farms

Drivers come from education, incentives. Less government radical mandates
Stop mining precious minerals focus on developing hydrogen alternative for fuel
Drivers would not lead foot their cars everywhere
Kill the battery factory and create the US's largest hydroponic farms

# APPENDIX G

## SUSTAINABILITY PLAN OPEN HOUSE “SUSTAINABILITY GOALS” ACTIVITY RESULTS

Air Quality
Electric cars, solar panels, reduce unnecessary vehicles on the road
Use of AstroTurf will improve air quality - LESS dust!
Educate about using charcoal in propane better
Increase use of low emissions vehicles, LPG, Elect
Mobility
Bus to downtown Brighton/Prairie Center. Better schedule to airport- and Reliable
Develop a City wide connecting trails and walking option
Improve walk-ability of downtown. H's bisected by busy streets and cannot be biked through
Carpooling, carpooling lots, train into the mountains
Better rapid transit, carpooling, more bike paths
More buses
Combine trips. For example, stop on way to ? From work
A network of off-road bike paths
Develop community areas where citizens/residents are able to walk to the grocery stores, medical appointments, restaurants, retail.
Additional bike lanes, better public transit
Bike/run/walk lanes and connect all areas of Brighton not just by car. Need more sidewalks! Fix road potholes.

Resiliency
Energy, food, water, shelter: How can we produce more locally? Improve soils, teach how to and economic incentives to do it.
Advice for residents
Keep more farm production local
Back up plan for government servers being hacked. Fire plan and training.
More sustainability education
Increase cyber security
Energy Conservation
More solar opportunity
Reduce idling
Farm education and incentives for no -till/ regenerative farming practices
Encourage people to use a kill-a-watt to understand their energy usage
Economic vehicles
More education on programs that are already available- like xcel's energy efficiency upgrades
Create incentives for more farming and food production
Allow net metering it encourage residential solar
Incentives for upgrading windows, Encourage housing developers to build smaller houses
Solar/wind power. Increase use of LED lamps.
Educate the public on how. Educate community on benefits of solar and combined services for our community ie. Trash collection

# APPENDIX G

## SUSTAINABILITY PLAN OPEN HOUSE “SUSTAINABILITY GOALS” ACTIVITY RESULTS

Waste Reduction
Keep track of your timer
Use Brita filter for coffee maker, not bottled water
Local building material thrift store
Improve availability of recycling
Reuse anything you can, buy at thrift stores, don't use plastic water bottles or bags
Provide videos on how recycling is done. Lot of skepticism about whether recycling is actually happening.
Yard waste composting
Waste education-teach residents the proper ways to recycle or compost. I think a lot of people don't do either because they don't know how to.
Water Conservation
Green waste recycling
Xeriscaping, rain barrels to capture/reuse household water runoff
Converting current lawn to artificial turf
Less irrigation- aerate and fertilize twice a year
Landscaping that encourages water infiltration into the ground (rain gardens)
Programs for more native plant yards and volunteer drives for neighbors to help plant
New subdivision would have use of non-potable water
City set example
Use non potable water for irrigation
Gray water recycling
No fresh water- gray water program - water
Watering as much as you can- reuse water you use for snaking and water a tree with it
LED, xeriscaping (not just rocks!), rain barrels allowed, gray water allowed

Community Engagement
Continue information regarding the <b>short</b> term as well as the long term benefits of sustainability efforts
Partner with girl scouts/boy scouts/religious organizations to educate on sustainability
Community volunteer events- trash cleanup, plant trees, improve trails, reduce invasive species

# APPENDIX H

## SUSTAINABILITY PLAN OPEN HOUSE PERSONAL SUSTAINABILITY MOTIVATIONS RESULTS

Personal Motivations
Caring about the future of our community
My grandson
Good stewardship
Caring about the earth we leave for future generations. We love nature and want to protect it
My grandchildren
Reducing the brown cloud
If you do a 5 why analysis s of why be sustainable, the 5th answer is happiness. For myself and others around me.
Grandchildren, better environment for outdoor activities, reduction of waste, recycling is a "feel good" habit/practice that can be shared with family and friends
I hate dirty campgrounds- stopping clumping is important.
More affordable resources and ways to use them
Kids, grandkids, and great grandkids
Personal/ethics, more economical long term

I just hate wasting things
We need to protect all the species on earth for future generations
Save what remains of Brighton's great farmland! No food = famine
Reduce costs. Stop use of bottled H2O- Water Lawn Less
Mine and other's futures. Giving back to the Earth what it's given to us. Respect.



## GET IN TOUCH



📍 500 S 4th Ave, Brighton, Colorado 80601

✉️ [tmclean@brightonco.gov](mailto:tmclean@brightonco.gov)